

LED-550D series

Led Video Processor



LED-550D series Processor

LED-550D series products are the video processor developed for the large screen display system, adopted the top image processing chips, internal 12 bits processing, with clearer images and richer colors. Advanced interlaced scanning picture processing technology, to remove video motion tail or flaw, for the normal PAL/NTSC video, output image will be clearer, for the HD 1080i signal, output image details will be rich, full color and image quality is in the leading level. Advanced image scaling technology, support user-defined output resolution, single unit can support horizontal resolution 3840 at maximum, vertical resolution 1920 at maximum, refresh frequency rate 120Hz, can upgrade the output signal bandwidth utilization greatly; furthermore, also can use the traditional standard output resolution, then scaling the output image by pixel to pixel according to the real size of the LED screen. Accurate dual picture input image intercepting function, can realize the pixel to pixel display and material fusion. Intellectualized large size LED screen seamless splicing technique, the user just needs to have simple setting, they could realize that to send card picture splicing, can support 24576x24576 lattice LED screen; Unique synchronized moving technology, ensure high speed motion picture fluently without tail or flaw. Perfect video image input port, including 2xVGA, 1xDP, 1xDVI (can be extended for 2 DVI simultaneous input), 1xHDMI, 2xvideo (PAL/NTSC), 1xSDI (optional), support full HD signal input, can be connected with various audio and video equipment. Support seamless switch between different input signal sources and picture in picture function. The whole unit is with pure hardware framework, steady and reliable.

FEATURES

- Customized output resolution
- Seamless splicing
- Seamless switching, up to 20 switching effect
- Fade in/fade out
- Dual image
- Dual channel image crop
- Test overlay
- Image freeze
- DVI loop
- Image size, position any adjustment
- Save and load mode
- Customized DVI input resolution
- Various test graphic cards
- Accurate brightness control
- Hot backup
- 7 inputs (2 AV, 2VGA, 1 DVI, 1 HDMI, 1 DP)
- Image enhancement
- 1 expanded input (VGA or DVI or SDI)
- Upper computer software control
- Support DP input



LED-550D series

LED 550D	Standard configuration	Standard configuration
LED 550DD	Expanding DVI input module	DVI input
LED 550DS	Expanding SDI input module	SDI input
LED 550DV	Expanding VGA input module	VGA input
LED 550DM	Expanding USB input module	USB port input
LED 550DR	Expanding RS232 module	External control port RS232

INPUT INDICATION

PORTS	QUANTITY	RESOLUTION
AV	2	PAL NTSC
VGA	2+1 (Fixed 2 input, optional expanded 1 input)	VESA
DVI	1+1 (Fixed 1 input, optional expanded 1 input)	VESA (support 1080i input)
DP	1	EIA/CEA-861 , HDMI-1.3
HDMI	1	VESA
SDI*	1	480i, 576i, 720p, 1080i/p (3G SDI)
USB*	1	MOV, MP4, MKV, 3GP, AVI 1080p

OUTPUT INDICATION

PORTS	QUANTITY	RESOLUTION
DVI	2	1024x768/60Hz/75Hz/85Hz/100Hz/120Hz 128Qx 1024/60Hz 144Qx9Q0/60Hz 168Qx 1050/60Hz 16Qx 1200/60Hz 16Qx 1200/60Hz - Reduced 192Qx 1080/60Hz/50Hz 256Qx816/60Hz 2048x640/60Hz 1920x1200/60Hz 2304x 1152/60Hz 2048x 1152/60Hz 1024x 1280/60Hz 1536x 1536/60Hz Customized output resolution (bandwidth optimize): Horizontal resolution:max.3840 Vertical resolution:max.1920
VGA	1	
DP LOOP	1	Consistent with DVI input
SDI LOOP*	1	480i, 576i, 720p, 1080i/p (3G SDI)

MACHINE SPECIFICATION

Power supply	100-240 AC 50/60Hz
Power consumption	20W
Operation temperature	0-45°C
Size	483x288x54.5mm
Weight	2.6Kg

INCLUDING ACCESSORIES


Power Cable	1
Screws	4
DVI Cable	1
Certificate	1
USB Cable	1
User Manual	1
Cascade Cable	1
CD	1
Copper cylinde	4
AV Cable	2

HOST COMPUTER CONTROL INTERFACE



Two kind of operation mode: upper computer software and button control
 Upper computer software control: connect computer and video processor through USB, achieve all kinds of operates in the software.
 Button control: Control the device manually by button on operation panel.

LED-550D series Processor



INTERFACE DESCRIPTION BACK PANEL

6	AV 1 input	15	DVI 1 output
7	AV 2 input	16	DVI 2 output
8	VGA 1 input	17	VGA output
9	VGA 2 input	18	Cascade input
10	DVI input	19	Cascade output
11	HDMI input	20	RF remote control
12	DP input	21	LAN
13	Extended input	22	Sending card plugs
14	DP loop		

INTERFACE DESCRIPTION FRONT PANEL

1	The menu display: The entire menu, in the condition that no user operating or overtime operating, the LCD screen will show the default state, to operate the menu system by using knob and keys, the user can check and set the basic function and state of device intuitively.
2	Operation Keys: It is used for menu selection and adjustment, makes up of "OK" key, "Return" key and a knob that can be press down, press the knob in a short time, it has the same function with confirmation key, while press it in long time, it will make the menu system return to default state at once. When u press the return key, the menu system will return to previous menu, untill to the default state.
3	Function button: It contains four buttons :PIP, PART, AUTO and MODE. PIP:Open or close the function of PIP, if you long press the button, it will change the cascading relationship between image 1 and image 2.;PART: Switch part and full;AUTO: Automatically rectify the image display position when the current input source is VGA. MODE : Select the model loading interface
4	INPUTS area: In the default menu state, short press the area buttons can switch the image 1 input source to the corresponding input; if long press the button, it will switch the image 2 input sources to the corresponding input. In the main menu, when select the input source interface of image 1 and 2, short press the area buttons, you can set the corresponding menu item parameter to the corresponding input port.
5	TRANSITION area: Press "TAKE" or "EFFECT" key, in the default menu system state, can call out image switch interface. In the image switch interface, TAKE key is used to implement image switch function, EFFECT key is used to select image switch effect: short press EFFECT key can make the effect parameters positive change, long press EFFECT, it will make the effect parameters reverse change.

LED-550D Processor

SIZE: 19.01"x11.33"x2.14" (483x288x54.5mm)

WEIGHT: 5.73 lb (2.6 kg)

ORDER CODE: UNIPRO550D

CUSTOMIZE INPUT/OUTPUT RESOLUTION



LED screen resolution
2000×1000

DVI customized output resolution
2000×1000



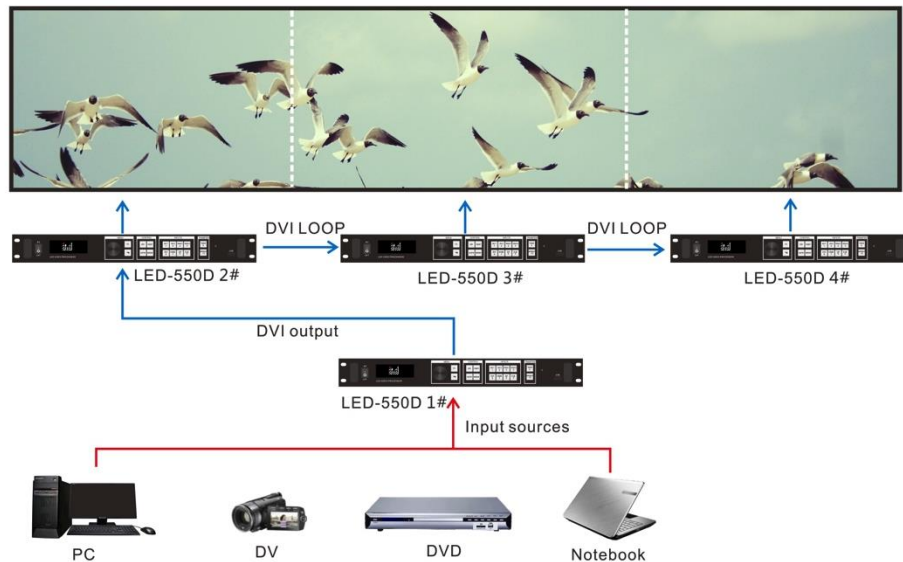
DVI customized resolution
2000×1000

CUSTOMIZED INPUT/OUTPUT RESOLUTION

LED-550D series video processor have the function of lock input resolution, DVI customized input resolution 2000*1000, match customized output resolution 2000*1000, thus point to point in the size of 2K*1 K will be complete.

LED-550D series Processor

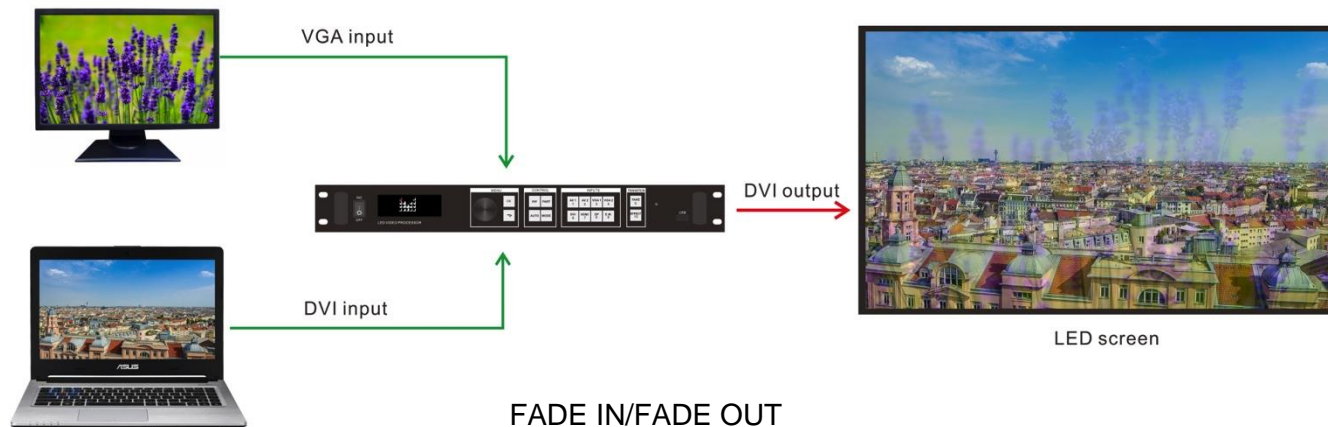
SEAMLESS SPLICING



SEAMLESS SPLICING

Four LED-550D realize Unequal Mosaic, since LED-550D series processor support infinity DVI signal LOOP, the DVI divider is not need, we can use Video Processor splicing directly, a 550D is used for main control, three 550D is used for seamless through DVI LOOP, and the processor 2 output the left screen, the processor3 output the middle screen, and processor4 output the right screen, thus the Unequal Mosaic can be realized .

FADE IN/ FADE OUT



FADE IN/FADE OUT

LED-550D series processor has 16 switching effects including fade in/fade out, cut and so on, it avoid the black screen when customer use the signal source to switch; first open the dual image after enter menu, choose input source, adjust the size and position of dual image; then enter the image switching menu, choose the switch mode(fade in/fade out),after then press the "TAKE" button in the front panel, thus we can realize the function of fade in or fade out.